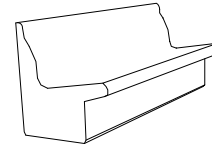


# CARACTERÍSTICAS

MATERIAL hormigón  
 COLOR carta colores estandar  
 ACABADO decapado e hidrofugado  
 COLOC. apoyado sin anclaje  
 PESO 960 kg / 1430 kg / 305 kg / 305 kg

MATERIAL *cast stone*  
 COLOUR *standard color chart*  
 FINISH *acid-etched and waterproofed*  
 FIXING *free-standing*  
 WEIGHT *960 kg / 1430 kg / 2860 kg / 305 kg*



DISEÑO / DESIGN Ramón Benedito / Josep Llusçà



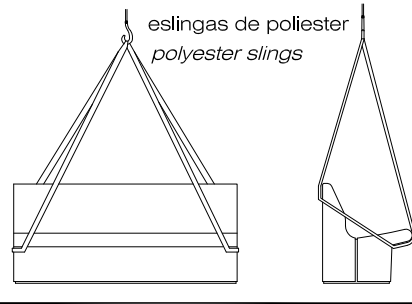
MODULAR RECTO®

## SISTEMA DE COLOCACIÓN

## GEOMETRÍA

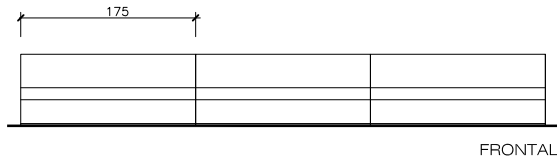
ESCALA 0 CM 50 CM

elevación / hoisting  
 (P=960 Kg./1430kg)

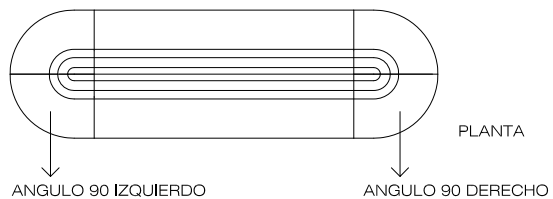


BANCO APOYADO SIN ANCLAJE  
 FREE-STANDING BENCH


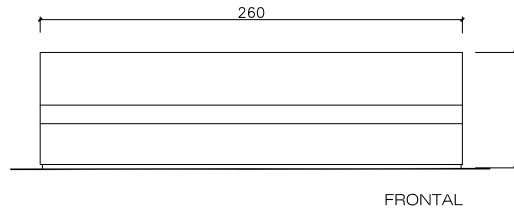
AGREGACIÓN MODULAR RECTO



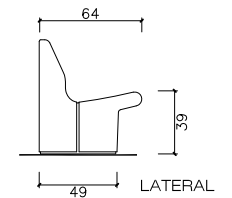
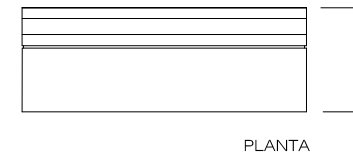

AGREGACIÓN MODULAR DOBLE con ANGULO 90



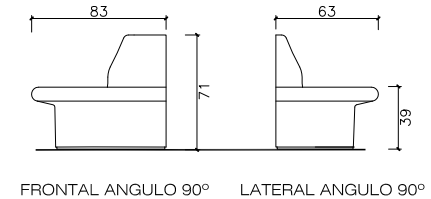
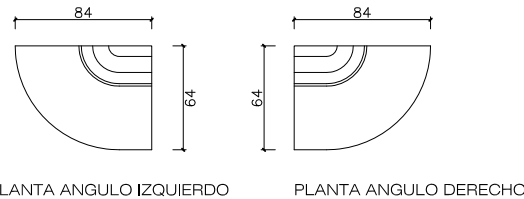
BANCO MODULAR 260



BANCO MODULAR 175



BANCO MODULAR ANGULO 90°



Update 27/02/17

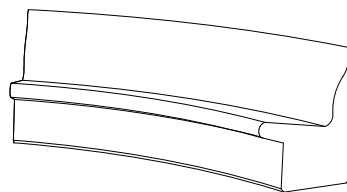
www.escofet.com

escofet

# CARACTERÍSTICAS

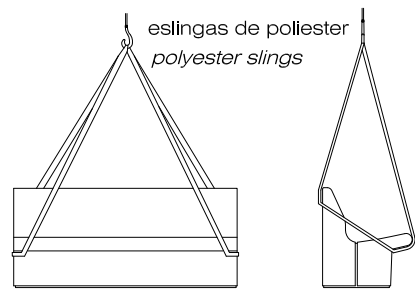
MATERIAL	hormigón	MATERIAL	cast stone
COLOR	carta colores estándar	COLOUR	standard color chart
ACABADO	decapado e hidrofugado	FINISH	acid-etched and waterproofed
COLOC.	apoyado sin anclaje	FIXING	free-standing
PESO	960 kg / 1820 kg / 1790 kg	WEIGHT	960 kg / 1820 kg / 1790 kg

DISÑO / DESIGN Ramón Benedito / Josep Llusà



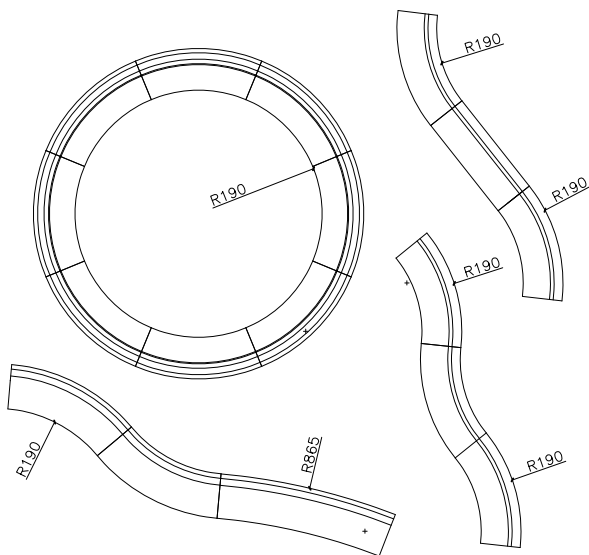
## SISTEMA DE COLOCACIÓN

elevación / hoisting  
(P=960 kg / 1820 kg / 1790 kg )



BANCO APOYADO SIN ANCLAJE  
FREE-STANDING BENCH

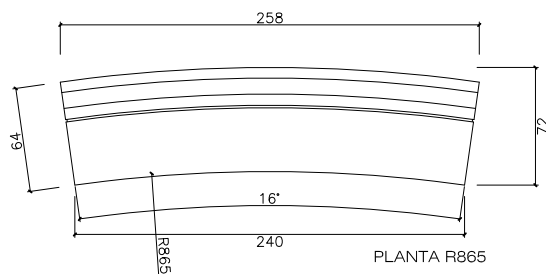
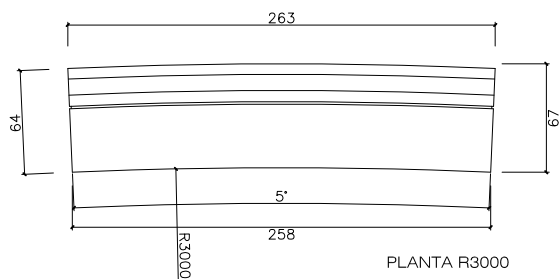
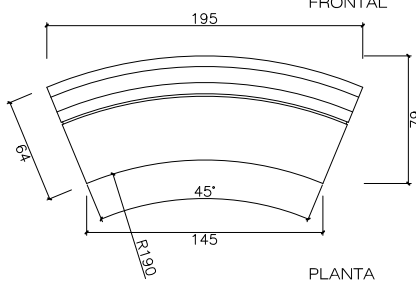
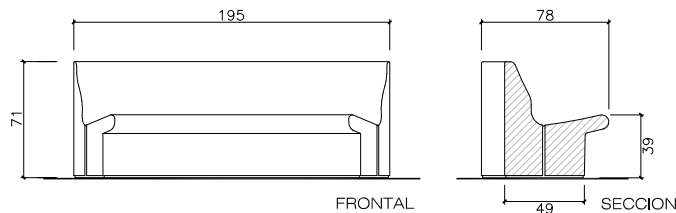
POSIBLES AGREGACIONES CÓNCAVO-CONVEXO-RECTO



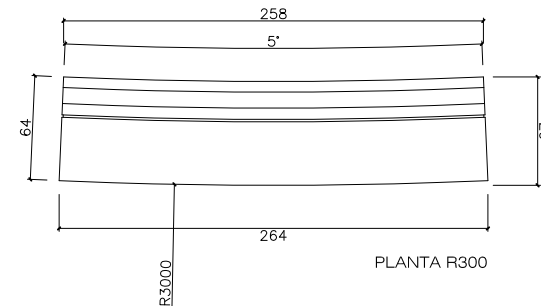
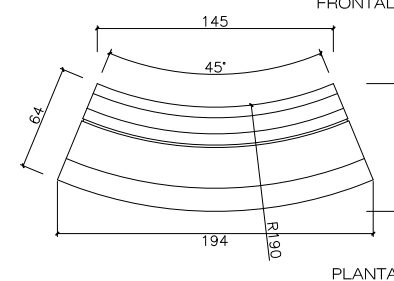
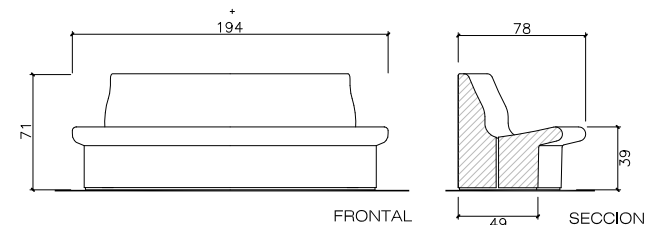
## GEOMETRÍA

ESCALA 0 CM [ ] 50 CM

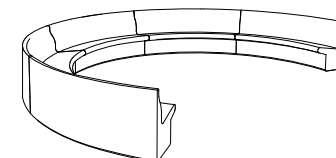
### BANCO CÓNCAVO R190 / R300 / R865



### BANCO CONVEXO R190 / R300



AGREGACIÓN BANCO CÓNCAVO R190

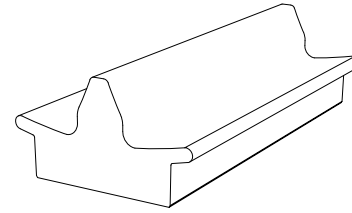


# CARACTERÍSTICAS

MATERIAL hormigón  
 COLOR carta colores estándar  
 ACABADO decapado e hidrofugado  
 COLOC. apoyado sin anclaje  
 PESO 2860 kg / 3375 kg

MATERIAL *cast stone*  
 COLOUR *standard color chart*  
 FINISH *acid-etched and waterproofed*  
 FIXING *free-standing*  
 WEIGHT *2860 kg / 3375 kg*

DISEÑO / DESIGN Ramón Benedito / Josep Llusà

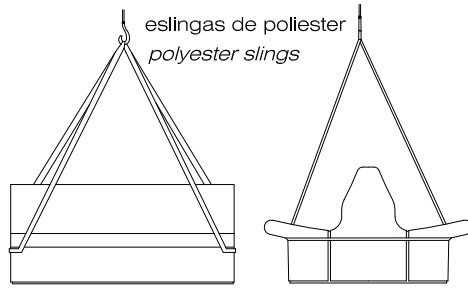


## SISTEMA DE COLOCACIÓN

## GEOMETRÍA

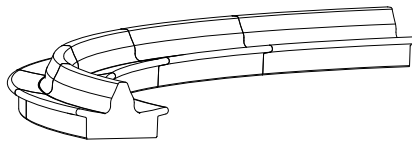
ESCALA 0 CM 50 CM

elevación / hoisting  
 (P=2860 kg / 3375 kg)




BANCO APOYADO SIN ANCLAJE  
 FREE-STANDING BENCH

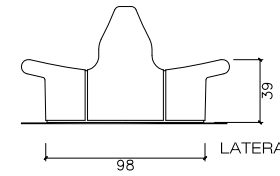
AGREGACIÓN MODULAR DOBLE




### BANCO MODULAR - RECTO DOBLE



FRONTAL




LATERAL

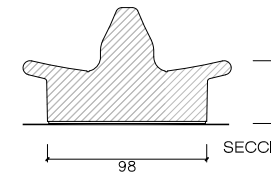


PLANTA

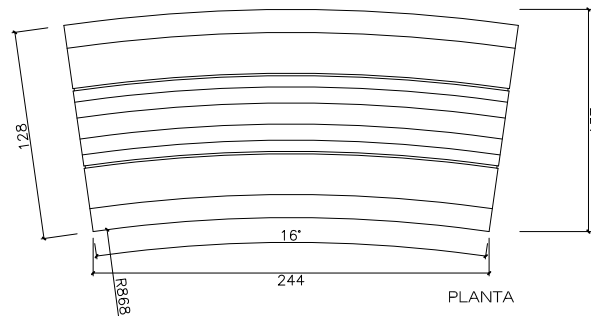
### BANCO CÓNCAVO - CONVEXO DOBLE



ALZADO




SECCIÓN



PLANTA

### AGREGACIÓN CÓNCAVO-CONVEXO



R860