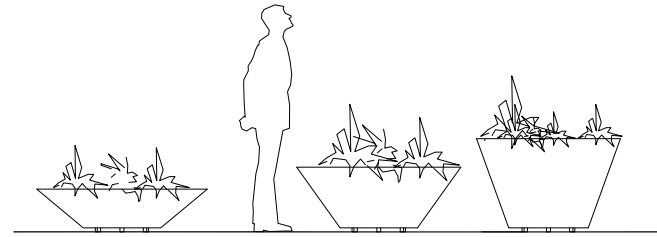


CARACTERÍSTICAS

MATERIAL Colección Flauta Mágica
 chapa acero Cor-Ten (e: 6mm)
COLOR propio del material
ACABADO oxidado
COLOC. apoyado sin anclaje
PESO 66 kg / 96 kg / 110kg
CAPACIDAD 213 litros / 329 litros / 405 litros
PALET 120 x 120 / 5 uds

MATERIAL *Collection Flauta Mágica*
Cor-Ten steel sheet (e: 6mm)
COLOUR *as the material*
FINISH *oxidized*
FIXING *free-standing*
WEIGHT *66 kg / 96 kg / 110kg*
CAPACITY *213 litres / 329 litres / 405 litres*
PALLET *120 x 120 / 5 units*

DISEÑO / DESIGN Andreu Arriola / Carme Fiol

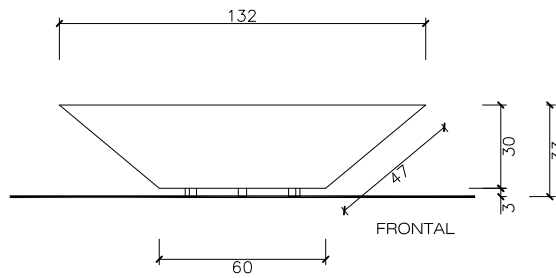


ESCALA 0 CM 50 CM

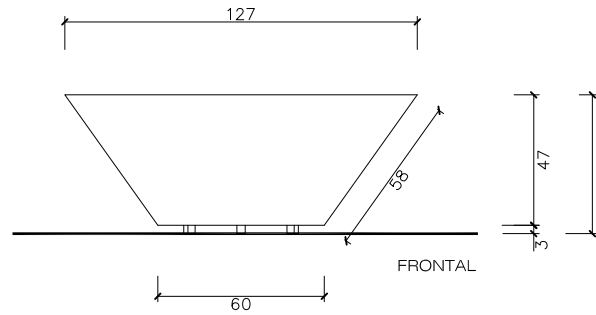


GEOMETRIA

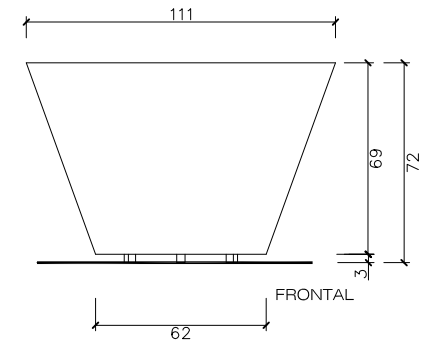
DAMA MEDIANA



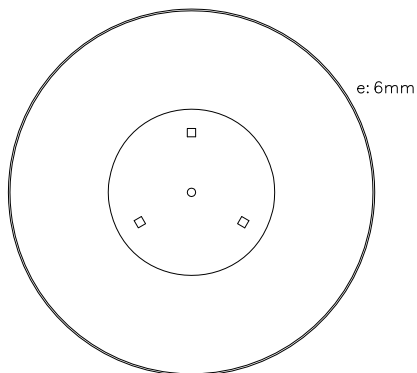
DAMA GRANDE



DAMA PLUS

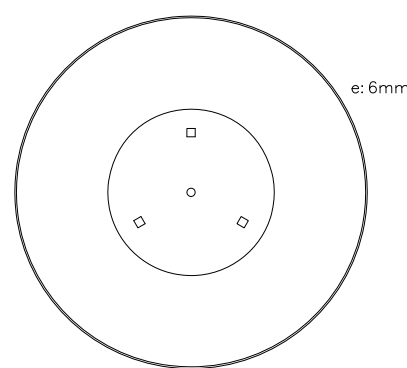


∅132



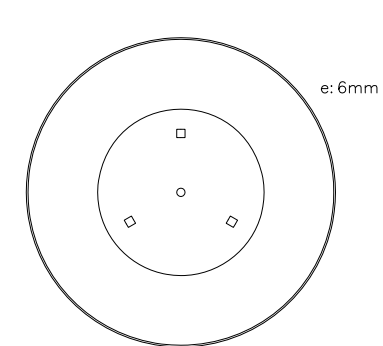
PLANTA

∅127



PLANTA

∅111



PLANTA