

# CARACTERÍSTICAS

MATERIAL Madera tropical FSC®  
Chapa de acero  
pintura poliéster  
negro forja

COLOC. Apoyado sin anclaje


PESO 101 / 152 / 212 / 360 kg

MATERIAL *Tropical wood FSC®*  
*Steel plates*

SUPPORT *polyester powder coating*  
*black forged effect*

FIXING *Free-standing*


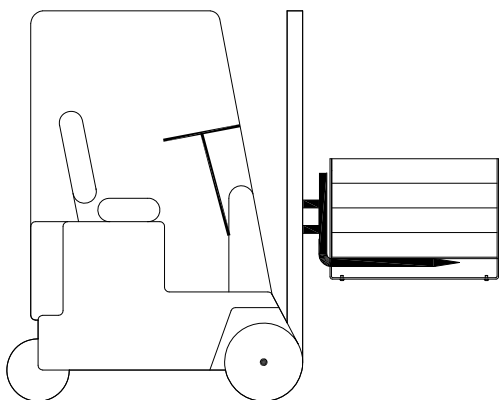
WEIGHT *101 / 152 / 212 / 360 kg*



DISEÑO / DESIGN Joan Gaspar

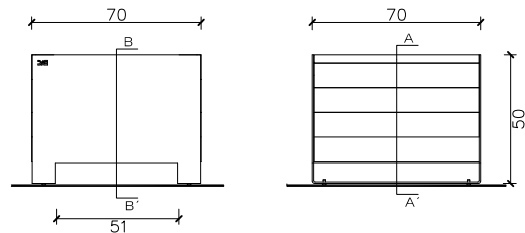
## SISTEMA DE COLOCACIÓN

elevación / hoisting  
(P= 101 / 152 / 212 / 360 Kg.)

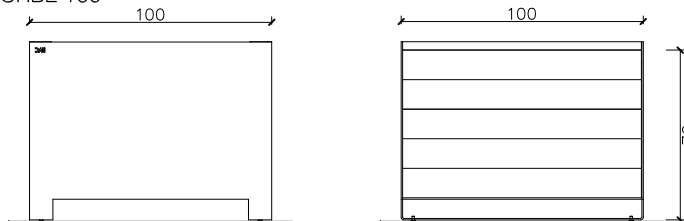


## GEOMETRÍA

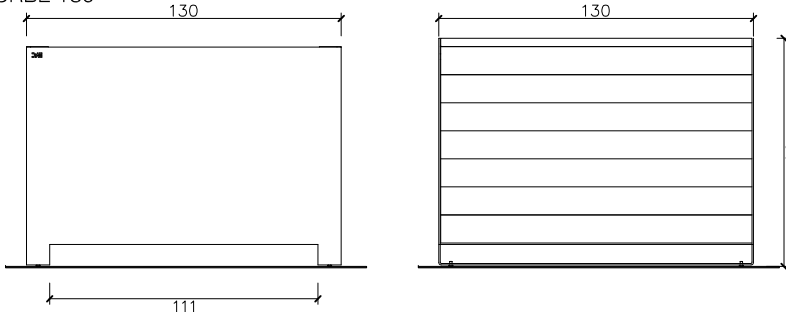
URBE 70



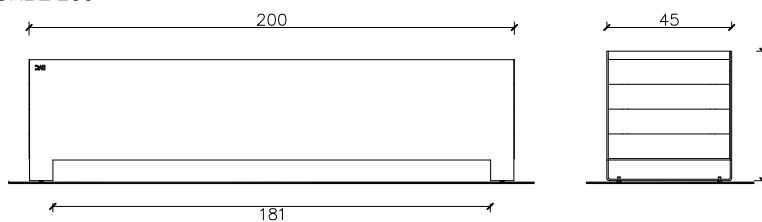
URBE 100



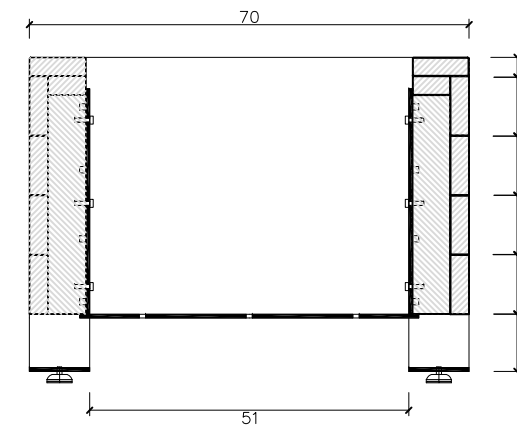
URBE 130



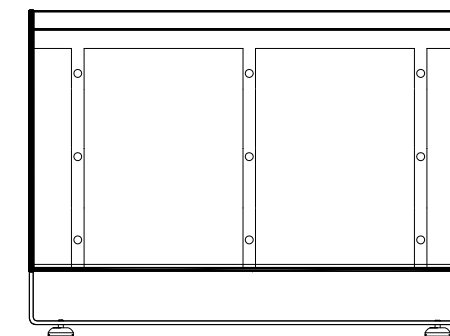
URBE 200



URBE 70



SECCIÓN A-A'



SECCIÓN B-B'