

CARACTERÍSTICAS

FUSTE Acero al carbono S275JR galvanizado.
Acabado galvanizado o pintado color RAL 9006 STD C

LUMINARIA Aluminio extruido 6060 T6.
Acabado anodizado plata mate
Grado de protección IP66 / IK08
Cierre mediante tornillos inoxidable.

PESO Luminaria: larga 12kg / corta 9Kg
Columna: 100 kg (4m) ... 190Kg (9m)

POLE S275JR carbon steel tube, hot dip galvanized.
Galvanized finish or painted colour RAL 9006 STD C

LIGHTING Extruded 6060 T6 aluminium tube.
Silver anodized finish.
IP66 / IK08 protection degree.
Closing with stainless screws.

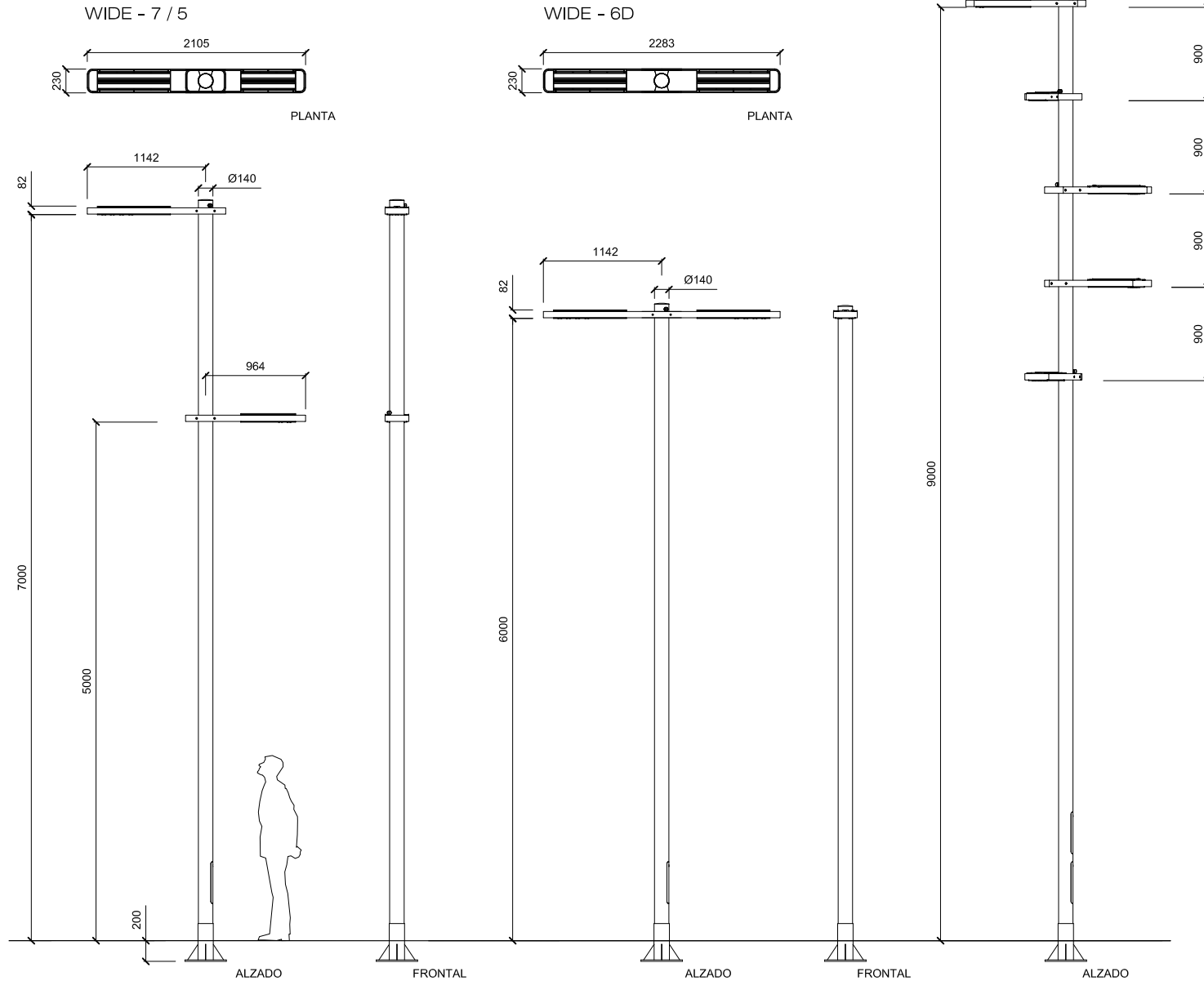
WEIGHT Lighting: long 12kg / short 9Kg
Pole: 100 kg (4m) ... 190Kg (9m)

DISEÑO / DESIGN MALABAR Estudi


E: 0  100 CM



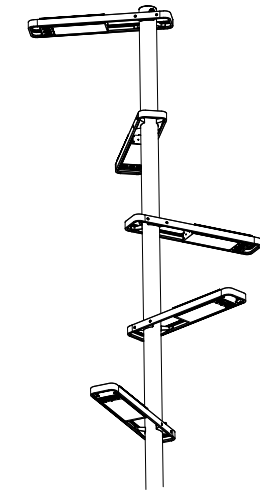
WIDE®



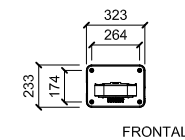
WIDE - ESCALERA



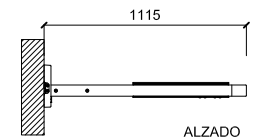
PLANTA



WIDE - APLIQUE



FRONTAL



ALZADO



PLANTA

Update 07/02/17

www.escofet.com

escofet

f.18a

CARACTERÍSTICAS

GRUPO ÓPTICO

LED. Potencias 25W, 50W, 75W o 100W. Rendimiento 110lm/W.
Temp. color 3000K o 4000K / CRI>70 / 220-240 VAC. 50/60Hz.
Io 700mA. Clase I. Driver regulación 1-10V (DALI opcional).
Factor de potencia 0,97(min).
Protector sobretensiones 10KV.

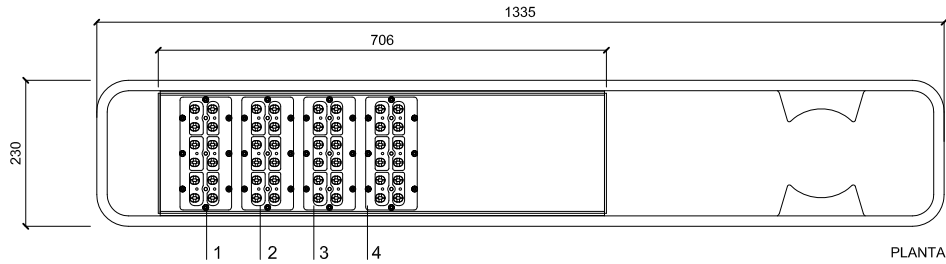
GROUP OPTIC

LED. Power input 25W, 50W, 75W o 100W. Efficiency 110lm/W.
Color temp. 3000K o 4000K / CRI>70 / 220-240VAC. 50/60Hz.
Io 700mA. Class 1. Driver regulation 1-10V (optional DALI).
Power factor 0,97(min).
Surge protector 10KV.



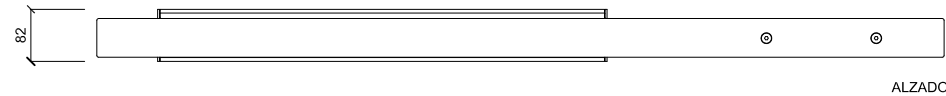
WIDE®

WIDE LARGA

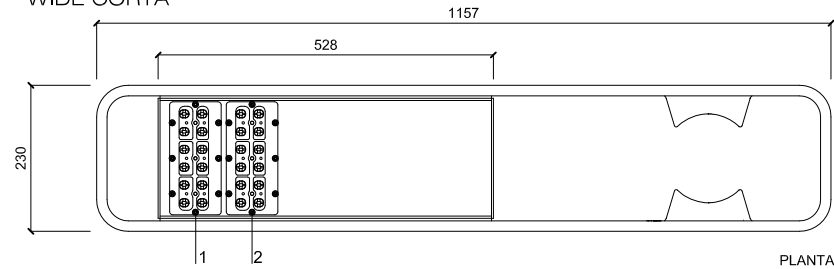


Módulos LED
LED Modules

- 50W (1 + 2)
- 75W (1 + 2 + 3)
- 100W (1 + 2 + 3 + 4)

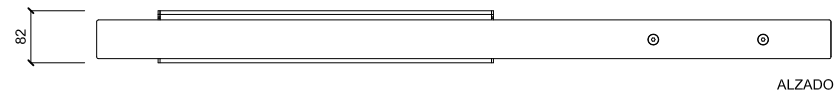


WIDE CORTA

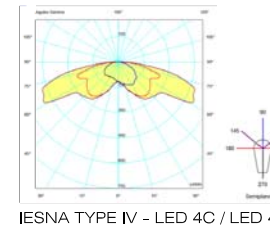
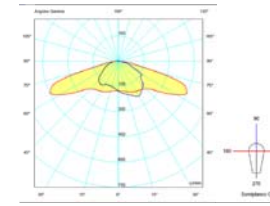


Módulos LED
LED Modules

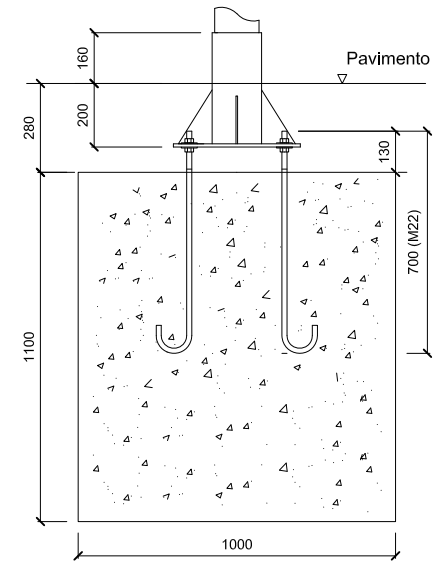
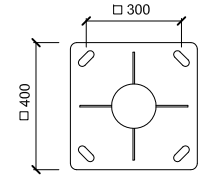
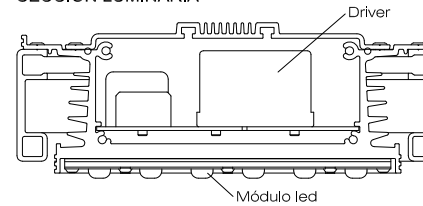
- 25W (1)
- 50W (1 + 2)



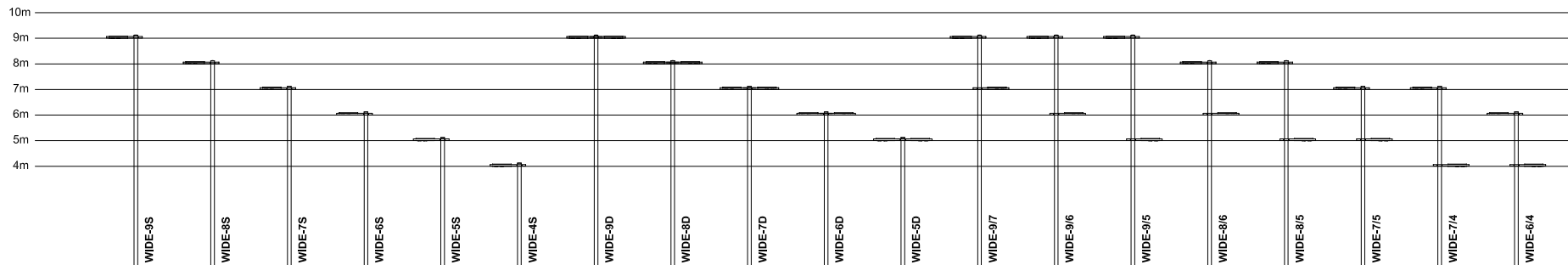
Curva de distribución luminica Light distribution curve



SECCIÓN LUMINARIA



4 pernos M22x700
Zapata de 1000x1000x1100 mm



Update 07/02/17

www.escofet.com

escofet

f.18b