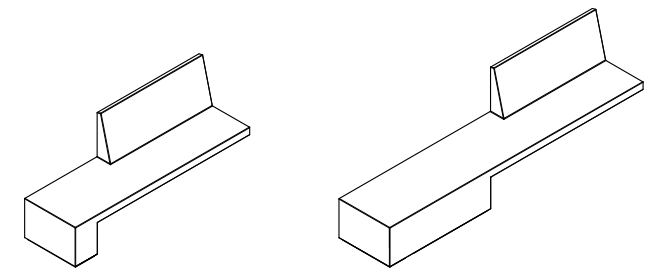


**CARACTERÍSTICAS / CHARACTERISTICS**

MATERIAL hormigón  
 COLOR carta de colores estándar  
 ACABADO decapado e hidrofugado  
 COLOC. simplemente apoyado  
 PESO 1093 kg / 781 kg

MATERIAL concrete  
 COLOUR standard color chart  
 FINISH etched and waterproofed  
 FIXING free-standing element  
 WEIGHT 1093 kg / 781 kg



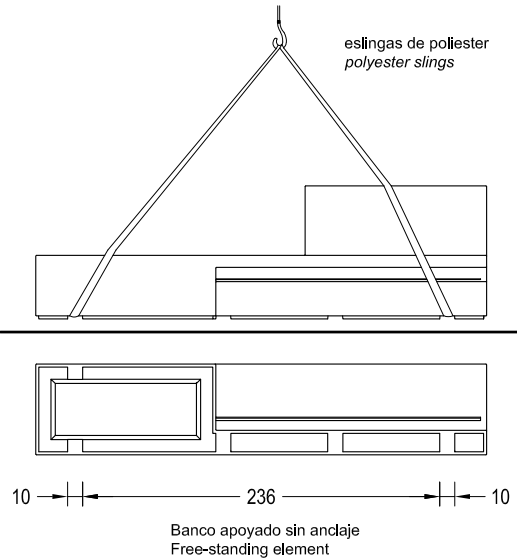
Update 16/12/2019  
 Cotas / Sizes cm

**INSTALACIÓN / INSTALLATION**

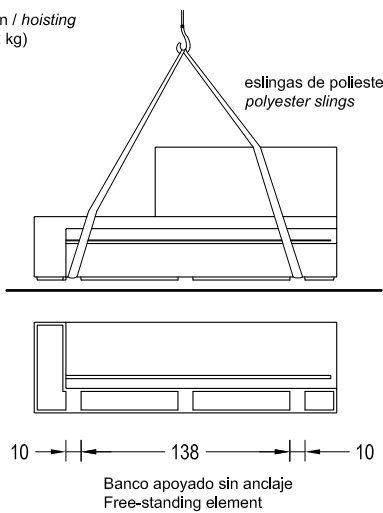
**GEOMETRÍA / GEOMETRY**

elevación / hoisting  
 (P = 1140 kg)

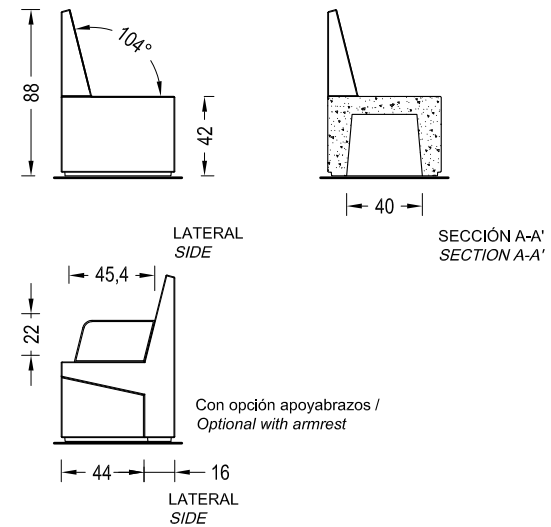
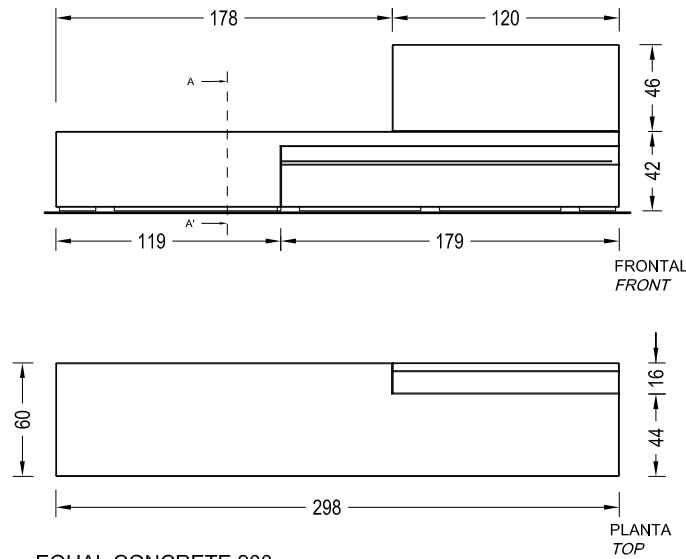
E:1/50



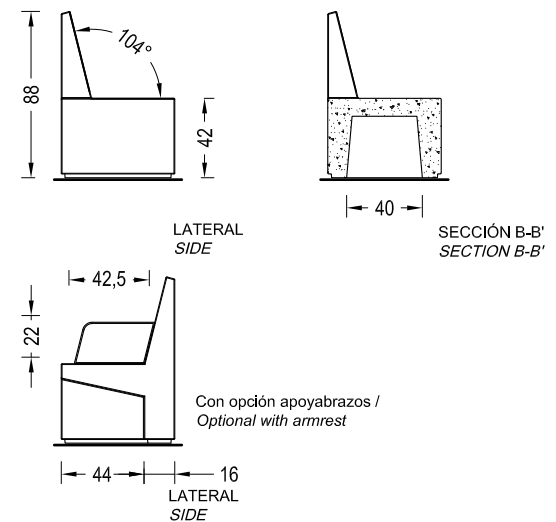
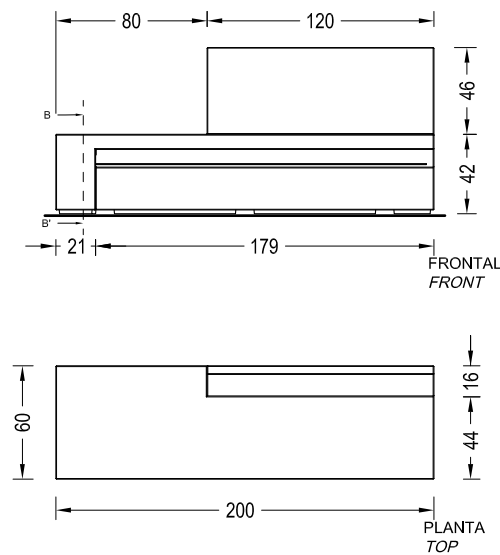
elevación / hoisting  
 (P = 812 kg)



**EQUAL CONCRETE 300**



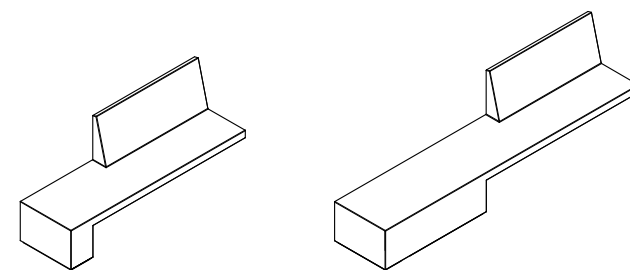
**EQUAL CONCRETE 200**



# CARACTERÍSTICAS / CHARACTERISTICS

MATERIAL hormigón  
 COLOR carta de colores estándar  
 ACABADO decapado e hidrofugado  
 COLOC. simplemente apoyado  
 PESO 1093 kg / 781 kg

MATERIAL concrete  
 COLOUR standard color chart  
 FINISH etched and waterproofed  
 FIXING free-standing element  
 WEIGHT 1093 kg / 781 kg

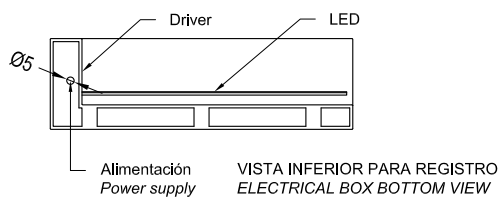
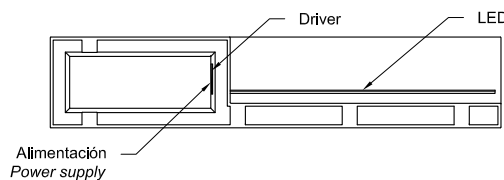


Update 16/12/2019  
 Cotas / Sizes cm

## INSTALACIÓN / INSTALATION

## GEOMETRÍA / GEOMETRY

E:1/50

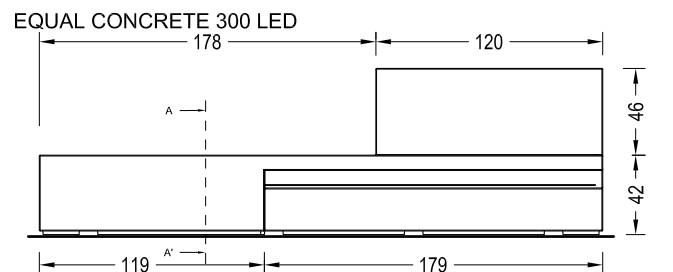


VISTA INFERIOR PARA REGISTRO  
 ELECTRICAL BOX BOTTOM VIEW

LED	
Tensión de trabajo <i>Operating voltage</i>	24V
Potencia <i>Power</i>	8W/m
Temperatura de color <i>Color temperature</i>	6000K
Grado de protección <i>Degree of protection</i>	IP67

Driver Vossloh o similar <i>Driver Vossloh or similar</i>	
Potencia <i>Power</i>	30W
Voltage <i>Voltage</i>	220-240V
Frecuencia <i>Frequency</i>	50-60Hz
Factor de potencia <i>Power factor</i>	>0,9
Grado de protección <i>Degree of protection</i>	IP67

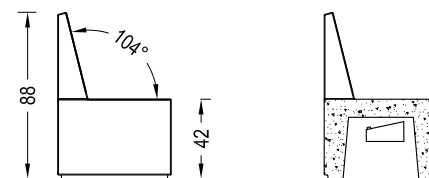
E:1/40



FRONTAL  
 FRONT

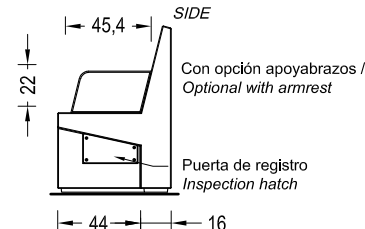


PLANTA  
 TOP

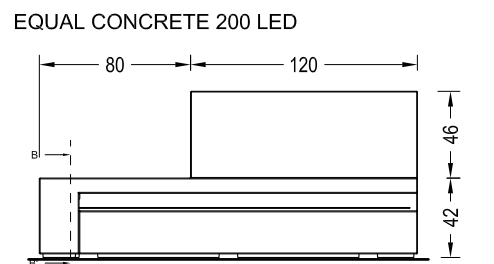


LATERAL  
 SIDE

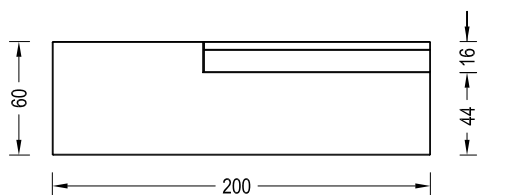
SECCIÓN A-A'  
 SECTION A-A'



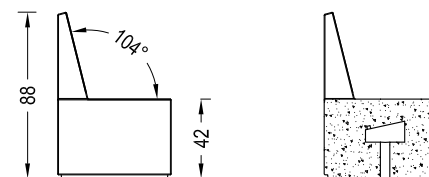
LATERAL  
 SIDE



FRONTAL  
 FRONT

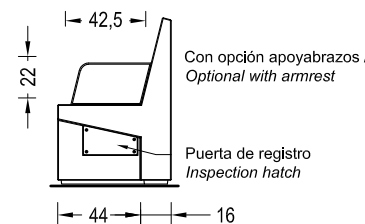


PLANTA  
 TOP



LATERAL  
 SIDE

SECCIÓN B-B'  
 SECTION B-B'

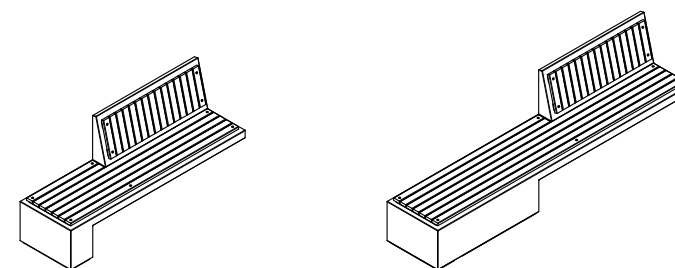


LATERAL  
 SIDE

# CARACTERÍSTICAS / CHARACTERISTICS

MATERIAL hormigón  
 COLOR carta de colores estándar  
 ACABADO decapado e hidrofugado  
 ASIENTO madera tropical certificada FSC®  
 ACABADO tratada con lasur  
 COLOC. simplemente apoyado  
 PESO 1140 kg / 812 kg

MATERIAL concrete  
 COLOUR standard color chart  
 FINISH etched and waterproofed  
 SEAT tropical wood FSC® certified  
 FINISH treated with lasur  
 FIXING free-standing element  
 WEIGHT 1140 kg / 812 kg

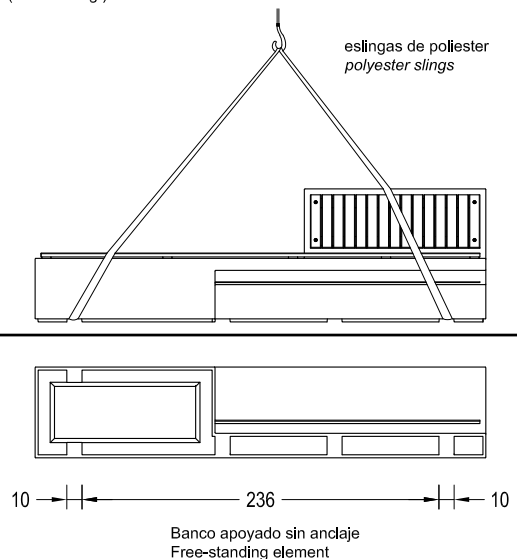


Update 16/12/2019  
 Cotas / Sizes cm

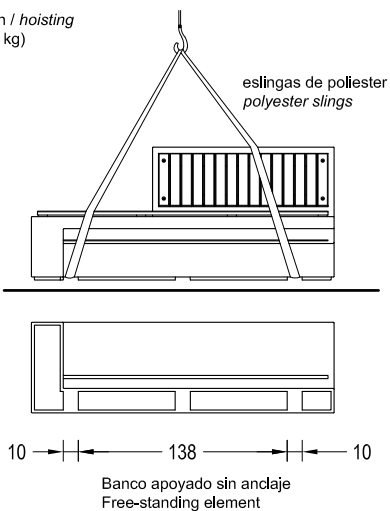
## INSTALACIÓN / INSTALLATION

elevación / hoisting  
 (P = 1080 kg)

E:1/50



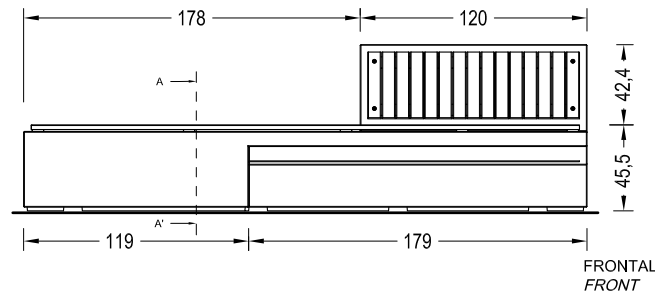
elevación / hoisting  
 (P = 780 kg)



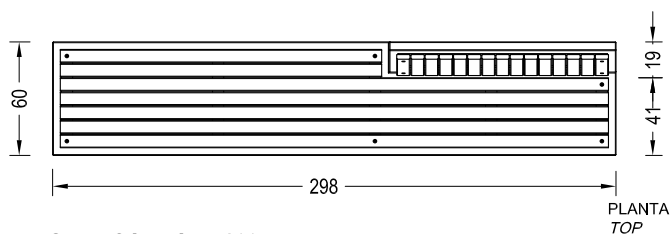
## GEOMETRÍA / GEOMETRY

E:1/40

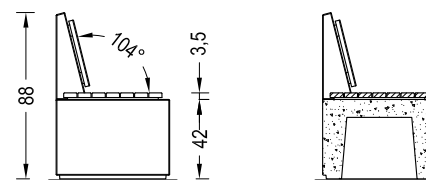
### EQUAL COMFORT 300



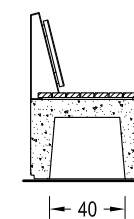
FRONTAL FRONT



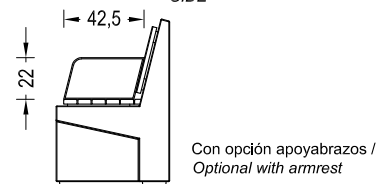
PLANTA TOP



LATERAL SIDE



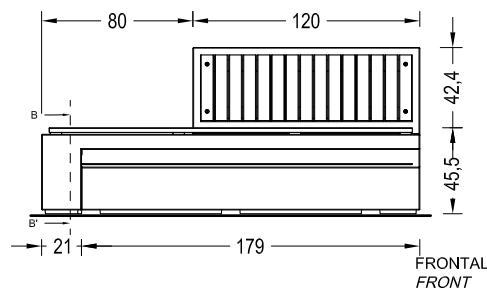
SECCIÓN A-A' SECTION A-A'



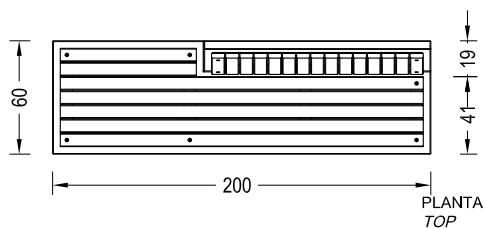
LATERAL SIDE

Con opción apoyabrazos / Optional with armrest

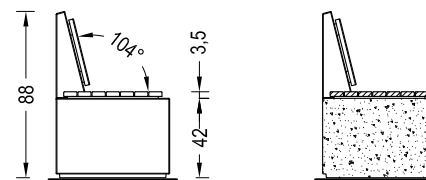
### EQUAL COMFORT 200



FRONTAL FRONT

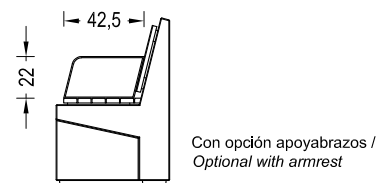


PLANTA TOP



LATERAL SIDE

SECCIÓN B-B' SECTION B-B'



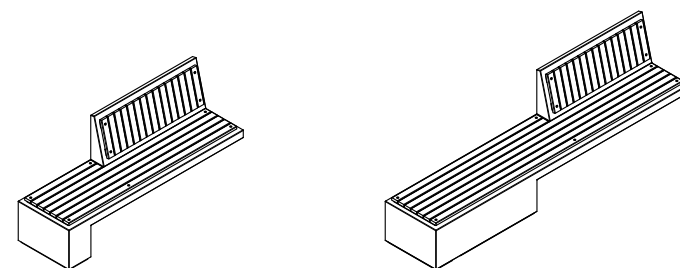
LATERAL SIDE

Con opción apoyabrazos / Optional with armrest

## CARACTERÍSTICAS / CHARACTERISTICS

MATERIAL hormigón  
 COLOR carta de colores estándar  
 ACABADO decapado e hidrofugado  
 ASIENTO madera tropical certificada FSC®  
 ACABADO tratada con lasur  
 COLOC. simplemente apoyado  
 PESO 1140 kg / 812 kg

MATERIAL concrete  
 COLOUR standard color chart  
 FINISH etched and waterproofed  
 SEAT tropical wood FSC® certified  
 FINISH treated with lasur  
 FIXING free-standing element  
 WEIGHT 1140 kg / 812 kg

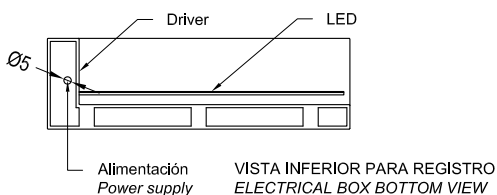
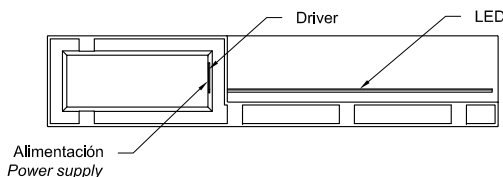


Update 16/12/2019  
 Cotas / Sizes cm

## INSTALACIÓN / INSTALLATION

## GEOMETRÍA / GEOMETRY

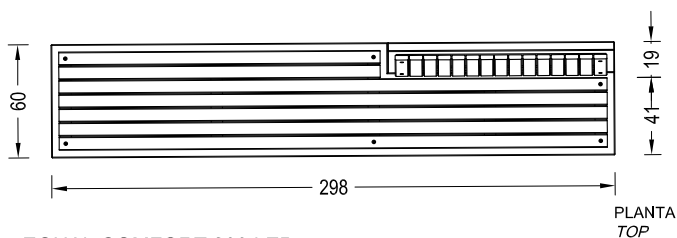
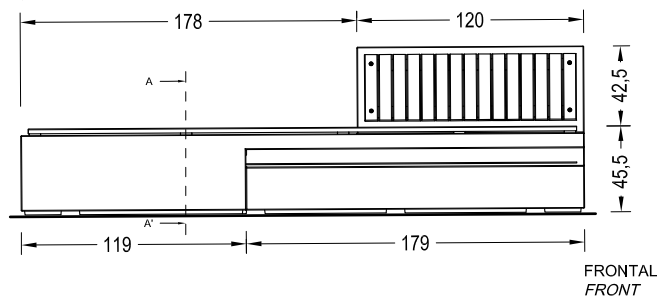
E:1/50



LED	
Tensión de trabajo <i>Operating voltage</i>	24V
Potencia <i>Power</i>	8W/m
Temperatura de color <i>Color temperature</i>	6000K
Grado de protección <i>Degree of protection</i>	IP67

Driver Vossloh o similar <i>Driver Vossloh or similar</i>	
Potencia <i>Power</i>	30W
Voltage <i>Voltage</i>	220-240V
Frecuencia <i>Frequency</i>	50-60Hz
Factor de potencia <i>Power factor</i>	>0,9
Grado de protección <i>Degree of protection</i>	IP67

### EQUAL COMFORT 300 LED



### EQUAL COMFORT 200 LED

