


CARACTERÍSTICAS / CHARACTERISTICS

MATERIAL madera tropical certificada FSC®
SOPORTE fundición de aluminio
 pintado color negro forja /
 colores bajo pedido
COLOC. anclado con tornillos
PESO Silla: 36 kg
 Banco: 52 kg
 Doble: 88 kg

MATERIAL tropical wood FSC® certificate
SUPPORT cast aluminum
 forge black coated finish
 / colours available on request
FIXING abhored with bolts
WEIGHT Chair: 36 kg
 Bench: 52 kg
 Double bench: 88 kg



Update 17/09/2019
 Cotas / Sizes cm

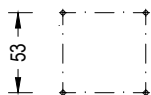
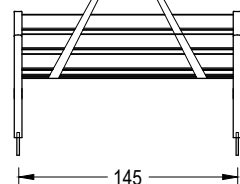
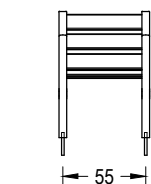
INSTALACIÓN / INSTALATION

E:1/50

elevación / hoisting
 (P = 36kg)

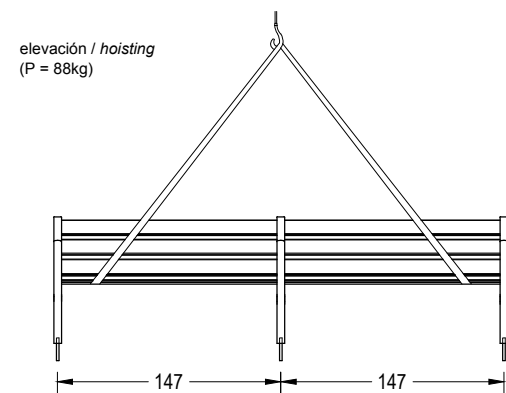
elevación / hoisting
 (P = 52kg)

eslingas de poliéster
 polyester slings



roscar 4 tornillos a fondo DIN 913 M10 x 100
 tightly screw 4 stud bolts DIN 913 M10 x 100

elevación / hoisting
 (P = 88kg)



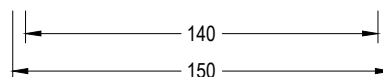

roscar 6 tornillos a fondo DIN 913 M10 x 100
 tightly screw 6 stud bolts DIN 913 M10 x 100

taladrar el pavimento Ø12 mm y llenar con resina
 drill pavement Ø12 mm and fill with resin

GEOMETRÍA / GEOMETRY

E:1/30

BANCO MONTSENY



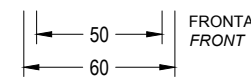
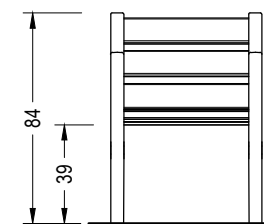
FRONTAL
FRONT

PERFIL
SIDE

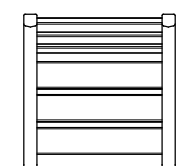


PLANTA
TOP

SILLA MONTSENY

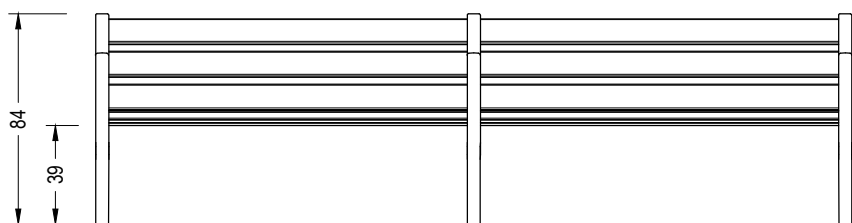


FRONTAL
FRONT



PLANTA
TOP

BANCO DOBLE MONTSENY



FRONTAL
FRONT

PERFIL
SIDE



PLANTA
TOP