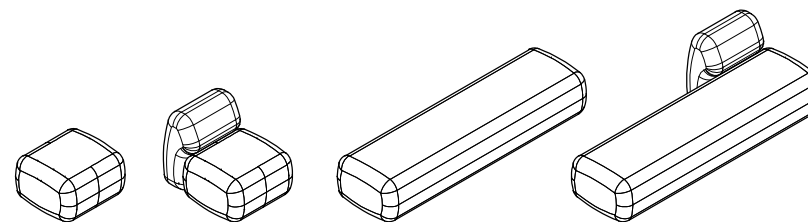


CARACTERÍSTICAS / CHARACTERISTICS

MATERIAL polietileno HDPE
COLOR carta de colores estándar
ACABADO micro-texturado
COLOC. anclado / apoyado sin anclaje
PESO 50 kg / 12 kg / 9 kg
ILUMINACIÓN 2 perfiles led, banca 57w / respaldo 15w / cubo 15w
 color blanco tº5000k

MATERIAL polyethylene HDPE
COLOUR standard colour chart
FINISH micro-textured
FIXING anchored / free-standing
WEIGHT 50 kg / 12 kg / 9 kg
LIGHTING 2 led strips, backless bench 57w / backrest 15w / cube 15w
 white tº5000k



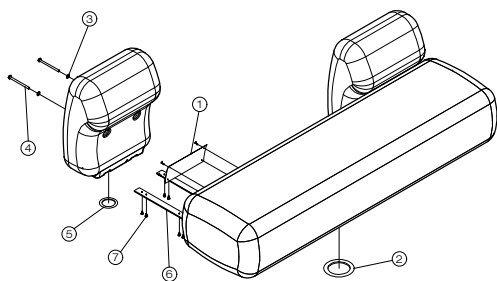
Update 27/07/2021
 Cotas / Sizes cm

INSTALACIÓN / INSTALLATION

E:1/50

1 INDOOR
 Sin anclaje / Free standing

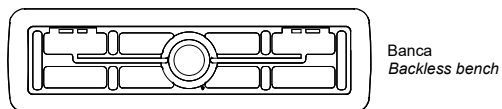
2. OUTDOOR
Oculto y Fijo. Taladrar el pavimento y llenar con resina o mortero rico. Este sistema de anclaje no permite iluminación LED. / **Hidden and Fixed.** Drill pavement and fill with resin or fat mortar. This fixing system does not allow LED lighting.



Lastre de arena opcional para incrementar el peso
 Optional sand ballast to increase the weight

- ① placa con 2 tuercas soldadas / plate with 2 welded nuts
- ② tapa registro roscada Ø200 / threaded inspection hatch Ø200
- ③ 2 anillas exterior / 2 outer rings
- ④ 2 varillas roscadas M12x260 / 2 threaded bars M12x260
- ⑤ tapa registro roscada Ø145 / threaded inspection hatch Ø145
- ⑥ 2 patinetes / 2 scooters
- ⑦ 16 tornillos Spax 6x20 / 16 6x20 Spax-s screws

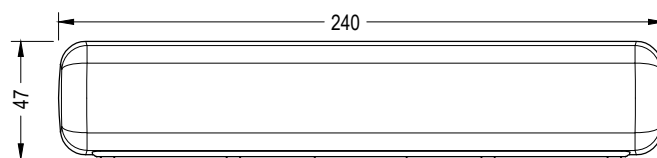
VISTA INFERIOR COMPONENTES
 COMPONENTS BOTTOM VIEW



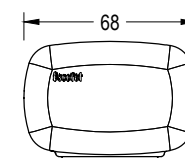
GEOMETRÍA / GEOMETRY

E:1/30


SIT banca / backless bench



FRONTAL
 FRONT

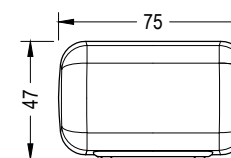


LATERAL
 SIDE

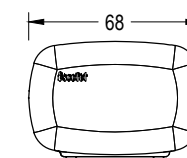


PLANTA
 TOP

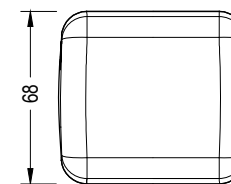
SIT cubo / cube



FRONTAL
 FRONT

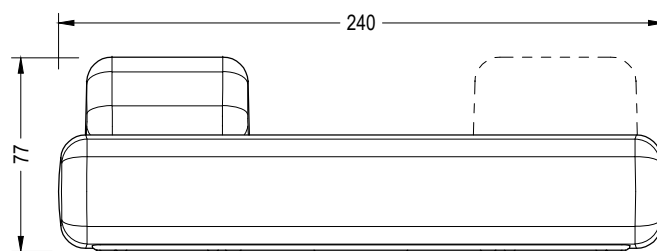


LATERAL
 SIDE

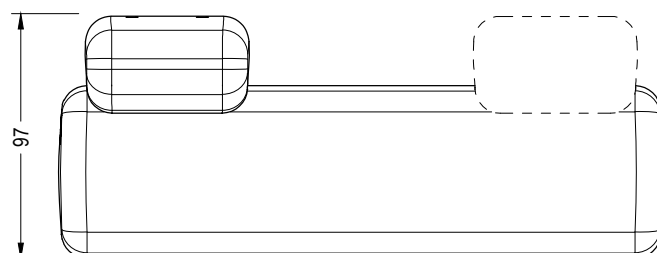


PLANTA
 TOP

SIT banca con respaldo / backless bench with backrest

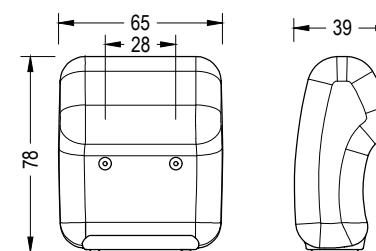


FRONTAL
 FRONT



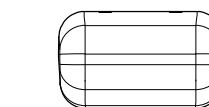
PLANTA
 TOP

SIT respaldo / backrest



FRONTAL
 FRONT

LATERAL
 SIDE



PLANTA
 TOP