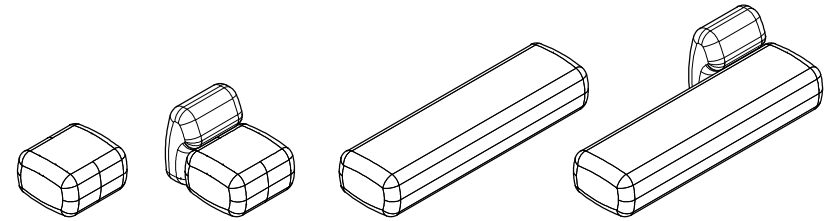


CARACTERÍSTICAS / CHARACTERISTICS

MATERIAL polietileno HDPE
COLOR carta de colores estándar
ACABADO micro-texturado
COLOC. anclado / apoyado sin anclaje
PESO 50 kg / 12 kg / 9 kg
ILUMINACIÓN 2 perfiles led, banca 57w / respaldo 15w / cubo 15w
 color blanco tº5000k

MATERIAL polyethylene HDPE
COLOUR standard colour chart
FINISH micro-textured
FIXING anchored / free-standing
WEIGHT 50 kg / 12 kg / 9 kg
LIGHTING 2 led strips, backless bench 57w / backrest 15w / cube 15w
 white tº5000k



Update 09/03/2022
 Cotas / Sizes cm

INSTALACIÓN / INSTALLATION

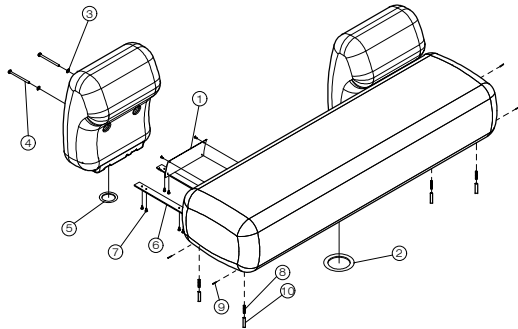
E:1/50

1. INDOOR sin anclaje / free standing

2. OUTDOOR anclado / anchored

- ① placa con 2 tuercas soldadas
plate with 2 welded nuts
- ② tapa registro roscada Ø200
threaded inspection hatch Ø200
- ③ 2 anillas exterior
2 outer rings
- ④ 2 varillas roscadas M12x260
2 threaded bars M12x260

- ⑤ tapa registro roscada Ø145
threaded inspection hatch Ø145
- ⑥ 2 patinetes
2 scooters
- ⑦ 16 tornillos Spax 6x20
16 6x20 Spax-s screws
- ⑧ tornillo M6
screw M6
- ⑨ fijador lateral M5
side fastener M5
- ⑩ casquillo para pavimento M6
threaded bushing pavement M6

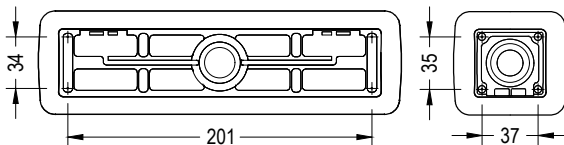


Oculto y Removible. Roscar tornillo M6 a casquillo suministrado. Posicionar conjunto de casquillo + tornillo en orificios preexistentes en el banco. Atornillar 3 fijadores laterales M5 hasta presionar el tornillo M6. Girar banco, marcar posicionamiento. Taladrar el pavimento (Ø20), llenar con resina o mortero rico y colocar banco.

Hidden and Removable. Screw the M6 screws into the bushing supplied. Place the bushing+screw kit in the existing holes in the bench. Screw in 3 M5 side fasteners until the M6 screw is tight. Rotate the bench, mark the position. Drill holes in pavement (Ø20), fill with resin or fat mortar and place the bench.

Opcionalmente, para incrementar el peso, el cliente puede lastrarlo con arena.
 Optionally, to gain weight, the customer can ballast it with sand.

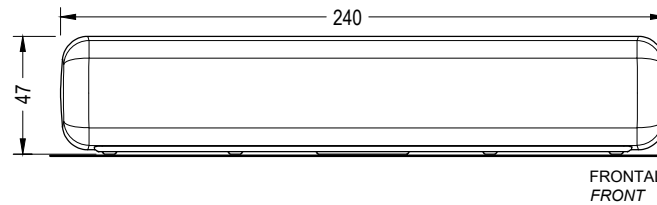
VISTA INFERIOR COMPONENTES COMPONENTS BOTTOM VIEW



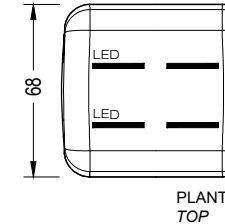
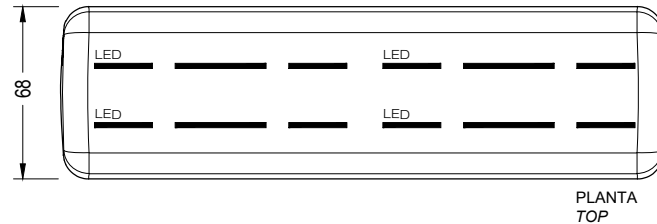
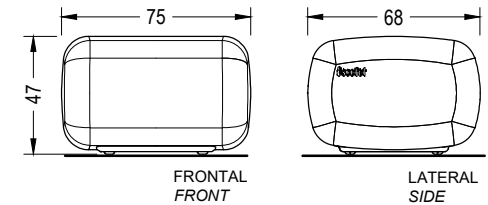
GEOMETRÍA / GEOMETRY

E:1/30

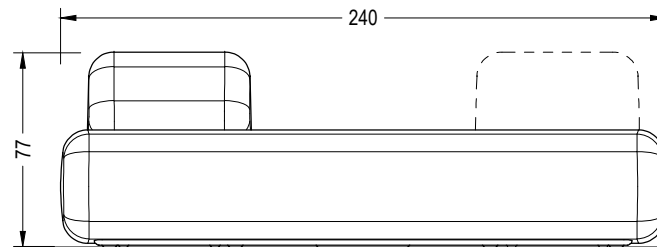
SIT banca / backless bench



SIT cubo / cube



SIT banca con respaldo / backless bench with backrest



SIT respaldo / backrest

