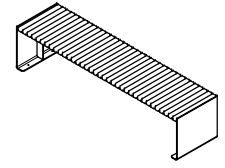


CARACTERÍSTICAS / CHARACTERISTICS

MATERIAL acero zincado
ACABADO madera tropical certificada FSC®
 pintado
 tratado con aceite translúcido
COLOR carta de colores estándar
COLOC. anclado con tornillos
PESO 80 kg / 50 kg


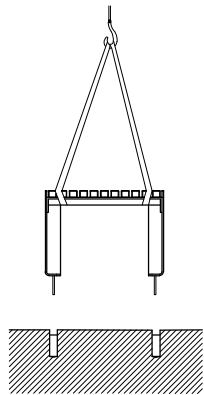
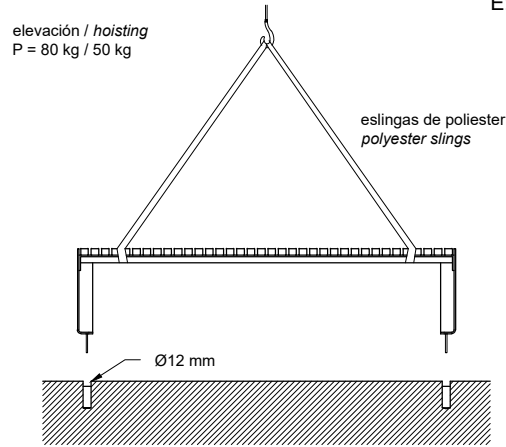
MATERIAL zinc plated steel
FINISH tropical wood FSC® certified
 coated finish
 treated with translucent oil
COLOUR standard color chart
FIXING anchored with screws
WEIGHT 80 kg / 50 kg



Update 07/05/2025
 Cotas / Sizes cm

INSTALACIÓN / INSTALLATION

E:1/40



rosocar 4 tornillos a fondo (Din 913 M8 x 70 mm)
 tightly screw 4 stud bolts (Din 913 M8 x 70 mm)

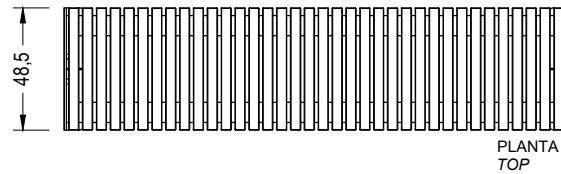
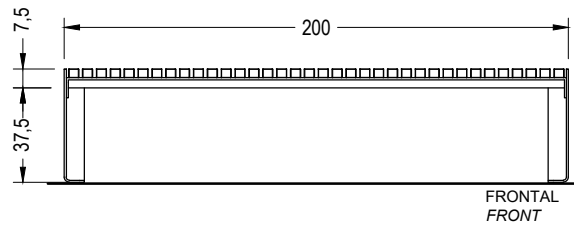
INFERIOR
 BOTTOM

taladrar el pavimento y rellenar de resina o mortero rico
 drill the pavement fill with resin or fat mortar

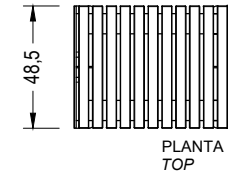
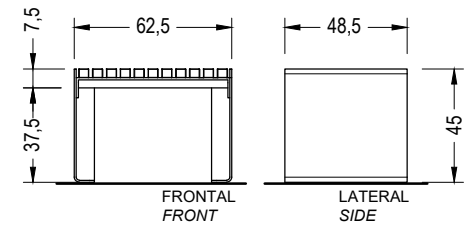
GEOMETRÍA / GEOMETRY

E:1/30

PIANO banca / backless bench



PIANO tamburete / stool



AGREGACIÓN / AGGREGATION

E:1/75

